

# BORAX MORARJI LIMITED

REGD. OFF : PROSPECT CHAMBER, 317/21, DR. D. N. ROAD, MUMBAI - 400 001.  
Tel. : +91-22 2263 8661/62  
E-mail : info@boraxmorarji.com  
Website : www.boraxmorarji.com  
CIN : L24100MH1963PLC012706  
FACTORY : CH-5/1, GIDC, CHEMICAL ZONE DAHEJ-392130,  
TALUKA - VAGRA, DIST. BHARUCH, GUJARAT

*Annexure 6B*

## PRE ARRANGEMENT SHAREHOLDING - BML

General information about company	
Scrip code	506315
Name of the company	BORAX MORARJI LIMITED
Whether company is SME	No
Class of Security	Equity Shares
Type of report	Quarterly
Quarter Ended / Half year ended / Date of Report (For Prelisting / Allotment)	31-12-2016
Date of allotment / extinguishment (in case Capital Restructuring selected) / Listing Date	
Shareholding pattern filed under	Regulation 31 (1)(b)



Sr. No.	Particular	Yes/No
1	Whether the Listed Entity has issued any partly paid up shares?	No
2	Whether the Listed Entity has issued any Convertible Securities ?	No
3	Whether the Listed Entity has issued any Warrants ?	No
4	Whether the Listed Entity has any shares against which depository receipts are issued?	No
5	Whether the Listed Entity has any shares in locked-in?	No
6	Whether any shares held by promoters are pledge or otherwise encumbered?	No
7	Whether company has equity shares with differential voting rights?	No



Table I - Summary Statement holding of specified securities											
Category (I)	Category of shareholder (II)	Nos. Of shareholders (III)	No. of fully paid up equity shares held (IV)	No. Of Partly paid-up equity shares held (V)	No. Of shares underlying Depository Receipts (VI)	Total nos. shares held (VII) = (IV)+ (V)+ (VI)	Shareholding as a % of total no. of shares (calculated as per SCRR, 1957) (VIII) As a % of (A+B+C2)	Number of Voting Rights held in each class of securities (IX)			
								No of Voting (XIV) Rights			Total as a % of (A+B+C)
								Class eg: X	Class eg: Y	Total	
(A)	Promoter & Promoter Group	10	2868690			2868690	63.47	2868690		2868690	63.47
(B)	Public	3354	1651008			1651008	36.53	1651008		1651008	36.53
(C)	Non Promoter-Non Public										
(C1)	Shares underlying DRs										
(C2)	Shares held by Employee Trusts										
	Total	3364	4519698			4519698	100	4519698		4519698	100



Table I - Summary Statement holding of specified securities										
Category (I)	Category of shareholder (II)	No. Of Shares Underlying Outstanding convertible securities (X)	No. of Shares Underlying Outstanding Warrants (XI)	No. Of Shares Underlying Outstanding convertible securities and No. Of Warrants (Xi) (a)	Shareholding , as a % assuming full conversion of convertible securities ( as a percentage of diluted share capital) (XI)= (VII)+(X) As a % of (A+B+C2)	Number of Locked in shares (XII)		Number of Shares pledged or otherwise encumbered (XIII)		Number of equity shares held in dematerialized form (XIV)
						No. (a)	As a % of total Shares held (b)	No. (a)	As a % of total Shares held (b)	
(A)	Promoter & Promoter Group				63.47					2868690
(B)	Public				36.53					1480701
(C)	Non Promoter-Non Public									
(C1)	Shares underlying DRs									
(C2)	Shares held by Employee Trusts									
	Total				100					



Table II - Statement showing shareholding pattern of the Promoter and Promoter Group											
Sr.	Category & Name of the Shareholders (I)	Nos. Of shareholders (III)	No. of fully paid up equity shares held (IV)	No. Of Party paid-up equity shares held (V)	No. Of shares underlying Depository Receipts (VI)	Total nos. shares held (VII) = (IV)+(V)+(VI)	Shareholding as a % of total no. of shares (calculated as per SCRR, 1957) (VIII) As a % of (A+B+C2)	Number of Voting Rights held in each class of securities (IX)			
								No of Voting (XIV) Rights			Total as a % of Total Voting rights
								Class eg: X	Class eg: y	Total	
A Table II - Statement showing shareholding pattern of the Promoter and Promoter Group											
(1) Indian											
(a)	Individuals/Hindu undivided Family	5	209662			209662	4.64	209662		209662	4.64
(d)	Any Other (specify)	3	1952885			1952885	43.21	1952885		1952885	43.21
Sub-Total (A)(1)		8	2162547			2162547	47.85	2162547		2162547	47.85
(2) Foreign											
(a)	Individuals (NonResident Individuals/ Foreign Individuals)	2	706143			706143	15.62	706143		706143	15.62
Sub-Total (A)(2)		2	706143			706143	15.62	706143		706143	15.62
Total Shareholding of Promoter and Promoter Group (A) = (A)(1)+(A)(2)		10	2868690			2868690	63.47	2868690		2868690	63.47
B Table III - Statement showing shareholding pattern of the Public shareholder											
(1) Institutions											
(f)	Financial Institutions/ Banks	3	1267			1267	0.03	1267		1267	0.03
(g)	Insurance Companies	1	8465			8465	0.19	8465		8465	0.19
(i)	Any Other (specify)	1	1210			1210	0.03	1210		1210	0.03
Sub-Total (B)(1)		5	10942			10942	0.24	10942		10942	0.24
(3) Non-institutions											
(a(i))	Individuals - i. Individual shareholders holding nominal share capital up to Rs. 2 lakhs.	3099	1122909			1122909	24.84	1122909		1122909	24.84
(a(ii))	Individuals - ii. Individual shareholders holding nominal share capital in excess of Rs. 2 lakhs.	5	200660			200660	4.44	200660		200660	4.44
(e)	Any Other (specify)	245	316497			316497	7	316497		316497	7
Sub-Total (B)(3)		3349	1640066			1640066	36.29	1640066		1640066	36.29
Total Public Shareholding (B) = (B)(1) + (B)(2) + (B)(3)		3354	1651008			1651008	36.53	1651008		1651008	36.53
C Table IV - Statement showing shareholding pattern of the Non Promoter- Non Public shareholder											
Total (A+B+C2)		3364	4519698			4519698	100	4519698		4519698	100
Total (A+B+C)		3364	4519698			4519698	100	4519698		4519698	100


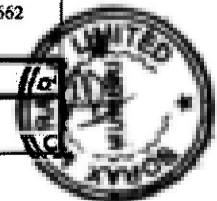


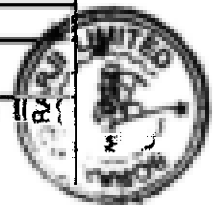
Table II - Statement showing shareholding pattern of the Promoter and Promoter Group									
Sr.	No. Of Shares Underlying Outstanding convertible securities (X)	No. of Shares Underlying Outstanding Warrants (Xi)	No. Of Shares Underlying Outstanding convertible securities and No. Of Warrants (Xi) (a)	Shareholding , as a % assuming full conversion of convertible securities ( as a percentage of diluted share capital) (XI)= (VII)+(X) As a % of (A+B+C2)	Number of Locked-in shares (XII)		Number of Shares pledged or otherwise encumbered (XIII)		Number of equity shares held in dematerialized form (XIV)
					No. (a)	As a % of total Shares held (b)	No. (a)	As a % of total Shares held (b)	
A	Table II - Statement showing shareholding pattern of the Promoter and Promoter Group								
(1)	Indian								
(a)				4.64					209662
(d)				43.21					1952885
Sub-Total (A) (1)				47.85					2162547
(2)	Foreign								
(a)				15.62					706143
Sub-Total (A) (2)				15.62					706143
Total Shareholding of Promoter and Promoter Group (A)+(A) (1)+(A)(2)				63.47					2868690
B	Table III - Statement showing shareholding pattern of the Public shareholder								
(1)	Institutions								
(f)				0.03					860
(g)				0.19					8465
(i)				0.03					0
Sub-Total (B) (1)				0.24					9325
(3)	Non-institutions								
(a(i))				24.84					956000
(a(ii))				4.44					200660
(e)				7					314716
Sub-Total (B) (3)				36.29					1471376
Total Public Shareholding (B)=(B)(1)+(B) (2)+(B)(3)				36.53					1480701
C	Table IV - Statement showing shareholding pattern of the Non Promoter- Non Public shareholder								
Total ( A+B+C2 )				100					4349391
Total (A+B+C )				100					4349391



Individuals/Hindu undivided Family						
Serial No.	1	2	3	4	5	
Name of the Shareholders (I)	RADHA L. GOCULDAS	LALIT N. GOCULDAS	SONALI B. GOCULDAS	RANCHODDAS MATHRADAS GOCULDAS	BIMAL L. GOCULDAS	Click here to go back
PAN (II)	AAFPG0039E	ALQPG2935H	AEZPD8739C	AACPG0146M	AAFPG3673G	Total
No. of fully paid up equity shares held (IV)	100	2012	20360	65742	121448	209662
No. Of Partly paid-up equity shares held (V)						
No. Of shares underlying Depository Receipts (VI)						
Total nos. shares held (VII) = (IV)+(V)+(VI)	100	2012	20360	65742	121448	209662
Shareholding as a % of total no. of shares (calculated as per SCRR, 1957) (VIII) As a % of (A+B+C2)	0	0.04	0.45	1.45	2.69	4.64
Number of Voting Rights held in each class of securities (IX)						
Class eg: X	100	2012	20360	65742	121448	209662
Class eg: y						
Total	100	2012	20360	65742	121448	209662
Total as a % of Total Voting rights	0	0.04	0.45	1.45	2.69	4.64
No. Of Shares Underlying Outstanding convertible securities (X)						
No. of Shares Underlying Outstanding Warrants (Xi)						
No. Of Shares Underlying Outstanding convertible securities and No. Of Warrants (Xi) (a)						
Shareholding , as a % assuming full conversion of convertible securities (as a percentage of diluted share capital) (XI)- (VII) +(Xi)(a) As a % of (A+B+C2)	0	0.04	0.45	1.45	2.69	4.64
Number of Locked in shares (XII)						
No. (a)						
As a % of total Shares held (b)						
Number of Shares pledged or otherwise encumbered (XIII)						
No. (a)						
As a % of total Shares held (b)						
Number of equity shares held in dematerialized form (XIV)	100	2012	20360	65742	121448	209662
Reason for not providing PAN						
Reason for not providing PAN						



Any Other (specify)				
Serial No.	1	2	3	
Category	Bodies Corporate	Bodies Corporate	Bodies Corporate	<a href="#">Click here to go back</a>
Name of the Shareholders (I)	JASRAJ TRADING COMPANY	PHOENIX DISTRIBUTORS PVT LTD	THE NATURAL GAS CO PVT LTD	
PAN (II)	AAACJ1487D	AAACP2244A	AAACT0183C	Total
No. of the Shareholders (I)	1	1	1	3
No. of fully paid up equity shares held (IV)	1851915	100770	200	1952885
No. Of Partly paid-up equity shares held (V)				
No. Of shares underlying Depository Receipts (VI)				
Total nos. shares held (VII) = (IV) + (V) + (VI)	1851915	100770	200	1952885
Shareholding as a % of total no. of shares (calculated as per SCRR, 1957) (VIII) As a % of (A+B+C2)	40.97	2.23	0	43.21
Number of Voting Rights held in each class of securities (IX)				
Class eg: X	1851915	100770	200	1952885
Class eg: y				
Total	1851915	100770	200	1952885
Total as a % of Total Voting rights	40.97	2.23	0	43.21
No. Of Shares Underlying Outstanding convertible securities (X)				
No. of Shares Underlying Outstanding Warrants (Xi)				
No. Of Shares Underlying Outstanding convertible securities and No. Of Warrants (Xi) (a)				
Shareholding, as a % assuming full conversion of convertible securities (as a percentage of diluted share capital) (XI) = (VII) + (X) As a % of (A+B+C2)	40.97	2.23	0	43.21
Number of Locked in shares (XII)				
No. (a)				
As a % of total Shares held (b)				
Number of Shares pledged or otherwise encumbered (XIII)				
No. (a)				
As a % of total Shares held (b)				
Number of equity shares held in	1851915	100770	200	1952885





dematerialized form (XIV)				
Reason for not providing PAN				



Individuals (NonResident Individuals/ Foreign Individuals)			
Serial No.	1	2	
Name of the Shareholders (I)	BHARATI LAXMIKUMAR GOCULDAS	LAXMIKUMAR NAROTTAM GOCULDAS	<a href="#">Click here to go back</a>
PAN (II)	AAIPG0434C	AACPG9238J	Total
No. of fully paid up equity shares held (IV)	335050	371093	706143
No. Of Partly paid-up equity shares held (V)			
No. Of shares underlying Depository Receipts (VI)			
Total nos. shares held (VII) = (IV)+(V)+(VI)	335050	371093	706143
Shareholding as a % of total no. of shares (calculated as per SCRR, 1957) (VIII) As a % of (A+B+C2)	7.41	8.21	15.62
Number of Voting Rights held in each class of securities (IX)			
Class eg: X	335050	371093	706143
Class eg: y			
Total	335050	371093	706143
Total as a % of Total Voting rights	7.41	8.21	15.62
No. Of Shares Underlying Outstanding convertible securities (X)			
No. of Shares Underlying Outstanding Warrants (XI)			
No. Of Shares Underlying Outstanding convertible securities and No. Of Warrants (XI) (a)			
Shareholding , as a % assuming full conversion of convertible securities (as a percentage of diluted share capital) (XI) = (VII) + (X) As a % of (A+B+C2)	7.41	8.21	15.62
Number of Locked in shares (XII)			
No. (a)			
As a % of total Shares held (b)			
Number of Shares pledged or otherwise encumbered (XIII)			
No. (a)			
As a % of total Shares held (b)			
Number of equity shares held in dematerialized form (XIV)	335050	371093	706143
Reason for not providing PAN			
Reason for not providing PAN			

